

Other Information

There will be some RWI information sessions for you during this term. These sessions will support your understanding of how we teach early reading and writing. The dates will be sent out soon.

There will also be RWI information videos that will be posted on Google classroom.

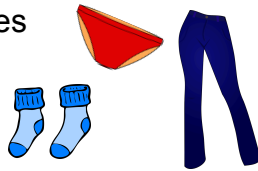
Just a few reminders.

Please make sure that your child has **in school** the following:

Wellies



Spare clothes




Please **label** everything with your child's name, including snack Boxes and drinks bottles.

Reading Books


Now your child is bringing a book home, please make sure this is returned on the correct day along with their reading record book. Please also **sign** the reading record book to show that the school book has been shared.

Books that go home on a **Monday** should be **returned to school on the Thursday** of that week.

Books that go home on a **Thursday** should be **returned to school on the following Monday**.



Foundation Stage Learning Leaflet Term 1



This leaflet will give you information about some of the things your child is learning this term. Other things we learn during the week will be shared via 'Google Classroom'.

This leaflet will provide you with ideas about how you can support your child at home.

We are getting to know each other and our new environment.

The children will be **making new friends** to **play** with as they **explore** their new environment.

We will introduce different parts of the environment each week as the children become more confident and settled.

You can help your child by talking with them about their day.

For example: It looks like you had a good time in school today. What did you play with?

You can also help your child by sharing the picture slides posted on Google classroom.



We are learning to be 'Safe and Happy'

This term we are learning how to be '**Safe and Happy**' at school.

We are making up our class rules by talking about what will help keep us safe and happy.

We are also talking about **choices** and **consequences**.

If we make the right choices, we are all safe and happy. If we make the wrong choices, we are not all safe and happy.

We will send home a copy of the visuals that we will be using in the first couple of weeks.



We are starting to learn what letter sounds **look** and **sound** like.

These are the order in which we will teach them.

m, a, s, d, t i, n, p, g, o c, k, u, b, f e, l, h, r j, v, y, w z, x

You can help your child by showing a keen interest in finding their 'secret message'.

This is a fun way in which we communicate to you the letter sound that the children have learned that day.

If your child can't find their secret message, don't let them worry. The letter sound we have learnt will be displayed on our class window so you can make another secret message together.



We will be learning the story of the '**Little Red Hen**'

We will **explore** the story in terms of how we all need to work together to achieve something.

We will use this story as a **basis for other learning** but we won't give any more away as we don't want to spoil the surprise!

You can help your child by sharing the story map with them when we send it home.